


MODEL EM06

Mid-rised Scissors Lift



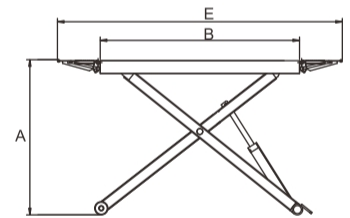
PEAK[®] Lift

Peak mid-rised scissors lift model Em06 is designed with hydraulic lock device on peak innovative technology.




FEATURES

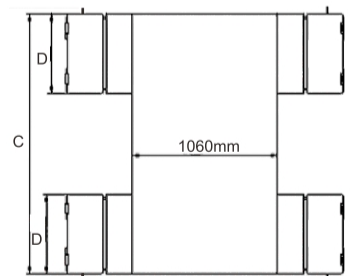
- Advanced Hydraulic Safety Locks instead of the traditional mechanical locks.
- Hydraulic cylinders with a built-in flow restrictor adds stability and smooth lowering.
- Adjustable approach ramps can quickly extend the length of the platform.
- Can be made portable by using the optional dolly, Kits No.:EM002



The Optional Wheel Dolly Used To Move The Scissors Lift



Both 1 1/2" And 3" Height Rubber Pads Included As Standard Supply



SPECIFICATIONS

Model	Lifting Capacity	Lifting Time	A	B	C	D	E	Gross Weight	Motor
			Lifting Height	Runway Length	Overall Width	Runway Width	Overall Length (Inc Ramps)		
EM06	2.8T (6,000 lbs.)	26 Seconds	1060mm (41 3/4")	1460mm (57 1/2")	1960mm (77 1/8")	600mm (23 5/8")	2030mm (80")	545kg (1,202lbs)	3.0HP