

MODEL LR10

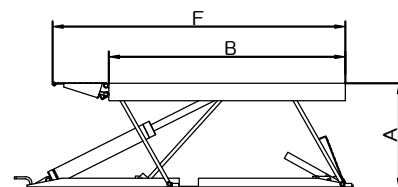
Portable Low- rised Lift

PEAK[®] Lift




FEATURES

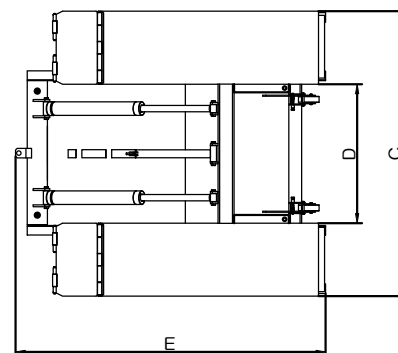
- Multif safety locks with mechanical release.
- Innovation power unit stand & telescoping Dolly Combos to move the lift easily.
- High speed: From 0-600 mm (23-5/8") in just 50 seconds
- Standard rubber pads included



Both 1 1/2" and 3" height Rubber Pads



Extend the platform to 1676mm(66")



SPECIFICATIONS

| Model | Lifting Capacity | Lifting Time | A | | B | C | D | E | F | Gross Weight | Motor |
|-------|--------------------|--------------|--------------------|----------------|------------------|---------------|-----------------------|------------------|---------------------------|-----------------|-------|
| | | | Max.Lifting Height | Minimum Height | Runway Length | Overall Width | Width Between Runways | Overall Length | Runway Length (Inc. Ramp) | | |
| LR10 | 4500kg (10,000lbs) | 50S | 600mm (23 5/8") | 105mm (4 1/8") | 1352mm (53 1/4") | 1780mm (70") | 868mm (34 1/8") | 1938mm (76 1/4") | 1676mm (66") | 466kg (1027lbs) | 3.0HP |